

Clip, 5 x 20 mm, UR, Cover



Variant 2

250 VAC · 6.3A (UL)

**Description**

- Clip-material: bronze or brass
- Optional covers, see accessories

**Standards**

- UL 512

**Approvals**

- UL File Number: E39328


**References**

General Product Information

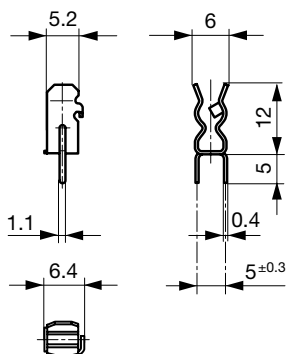
**Weblinks**

Approvals, RoHS, CHINA-RoHS, e-Store, SCHURTER-Stock-Check, Distributor-Stock-Check

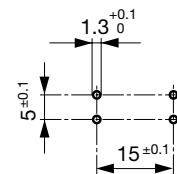
**Technical Data**

Fuse-Link	5 x 20 mm
Mounting	PCB
Terminal	Solder THT
Rated Voltage	250VAC
Rated Current	6.3A (UL)
Degree of Protection	IP 00
Admissible Ambient Air Temp.	-40 °C to 85 °C
Climatic Category	40/085/21 acc. to IEC 60068-1
Material: Terminals	see variants
Unit Weight (Socket/Cap)	0.55 g
Storage Conditions	0 °C to 60 °C, max. 70% r.h.
Product Marking	 Approvals

Soldering Methods	Wave
Solderability	235 °C / 2 sec acc. to IEC 60068-2-20, Test Ta, method 1
Resistance to Soldering Heat	260 °C / 10 sec acc. to IEC 60068-2-20, Test Tb, method 1A

**Dimensions**

Variants 0751.0052 and 0751.0062



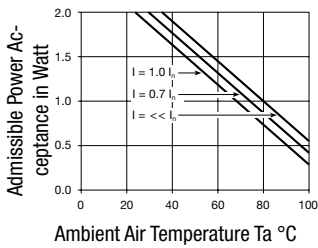
Drilling holes variants 0751.0052 and 0751.0062



Variants 2 0751.0110 and 0751.0231

Drilling Diagram variants 2 0751.0110 and 0751.0231

## Derating Curves for Fuseholders



## Variants

[Distributor-Stock-Check](#) | [SCHURTER-Stock-Check](#) | [e-Store](#)

Clip	Terminal	Material: Terminals	Order Number
●	Straight	Tin-Plated Bronze	● 0751.0052
●	Straight	Tin-Plated Brass	0751.0062
●	Kicked	Tin-Plated Brass	0751.0110
●	Kicked	Silver-Plated	0751.0231

Covers only for 0751.0052 and 0751.0062

**Packaging Unit** Bulk (1000 pcs.)

## Accessory

### Description



Cover to OG, UHB, UH  
Cover for Holder OG (Clip) 5x20, OG (Halter) 5x20, UH, UHB

Transparent Cover 1.6 W	0853.9561
Transparent Cover 2.5 W	0853.9562